



Blend 

AI/BI Genie:
Converse with
your data



CATRIONA GASTON
LEAD DATA CONSULTANT

The bridge between business and data



BEng
Chemical
Engineering



MSc
Data
Science



WINNER 2023



WINNER
MOST INNOVATIVE
USE OF AI



WINNER
SUSTAINABILITY AND
ENVIRONMENTAL DATA

OUR SERVICES

We help people do data right



Data Strategy
and Roadmap



Data
Platforms &
Products



Data
Infrastructure



Data
Consultancy



Data Science &
AI



Business
Intelligence

OUR PARTNERS

We work with world-class technology and services partners, which enables us to choose the best tools, approaches and expertise for every project.

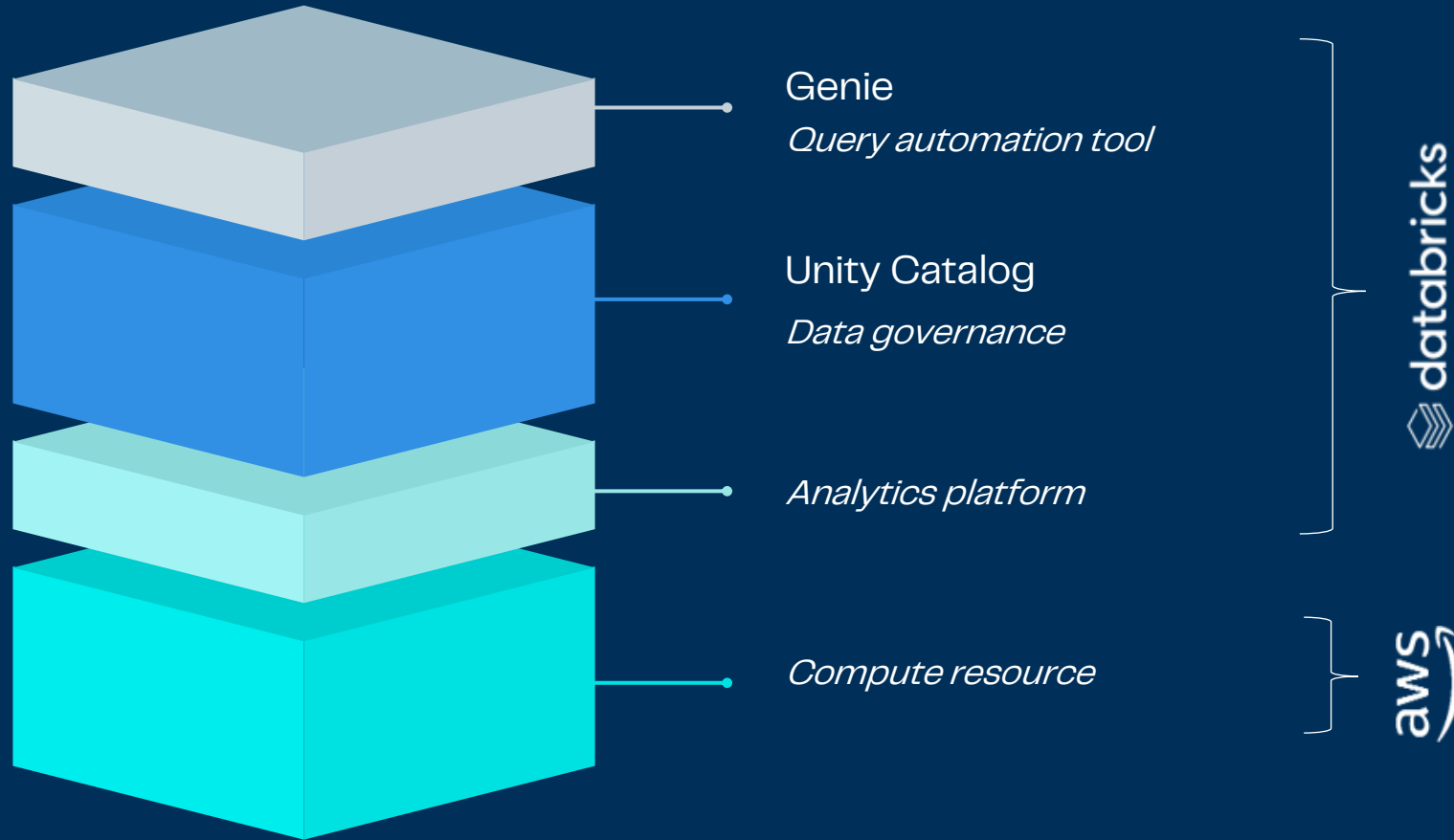


databricks



Cron dall energy





Spreadsheets



AI-Powered Conversations

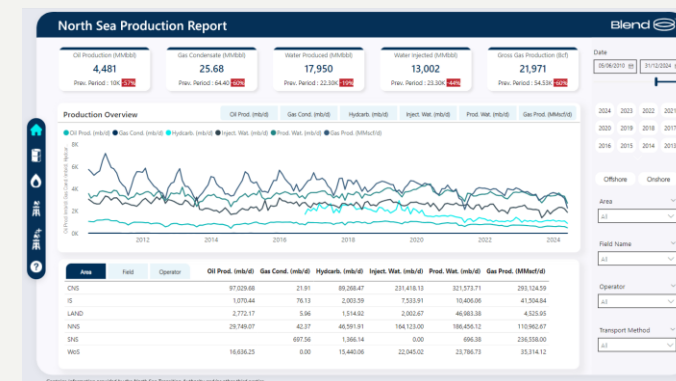


- ✓ Individual's data analysis and calculations

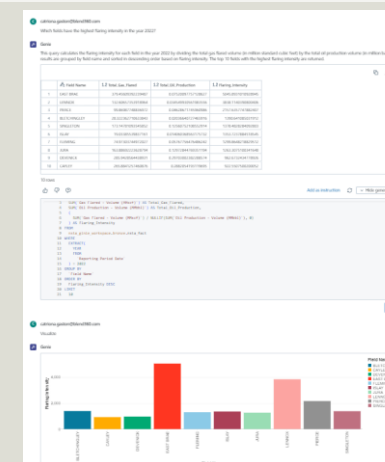
1	FIELDNAM	FIELDAREF	LOCATION	ORGRPN	UNITNAM	UNITTPC	UNITYPD	PERIODYR	PE
2	ABIGAIL	CNS	Offshore	ITHACA EN	ABIGAIL	P		Oil Field E	202210
3	ABIGAIL	CNS	Offshore	ITHACA EN	ABIGAIL	P		Oil Field E	202211
4	ABIGAIL	CNS	Offshore	ITHACA EN	ABIGAIL	P		Oil Field E	202212
5	ABIGAIL	CNS	Offshore	ITHACA EN	ABIGAIL	P		Oil Field E	202301
6	ABIGAIL	CNS	Offshore	ITHACA EN	ABIGAIL	P		Oil Field E	202302
7	ABIGAIL	CNS	Offshore	ITHACA EN	ABIGAIL	P		Oil Field E	202303
8	ABIGAIL	CNS	Offshore	ITHACA EN	ABIGAIL	P		Oil Field E	202304
9	ABIGAIL	CNS	Offshore	ITHACA EN	ABIGAIL	P		Oil Field E	202305
10	ABIGAIL	CNS	Offshore	ITHACA EN	ABIGAIL	P		Oil Field E	202306
11	ABIGAIL	CNS	Offshore	ITHACA EN	ABIGAIL	P		Oil Field E	202307
12	ABIGAIL	CNS	Offshore	ITHACA EN	ABIGAIL	P		Oil Field E	202308
13	ABIGAIL	CNS	Offshore	ITHACA EN	ABIGAIL	P		Oil Field E	202309
14	ABIGAIL	CNS	Offshore	ITHACA EN	ABIGAIL	P		Oil Field E	202310
15	ABIGAIL	CNS	Offshore	ITHACA EN	ABIGAIL	P		Oil Field E	202311
16	ABIGAIL	CNS	Offshore	ITHACA EN	ABIGAIL	P		Oil Field E	202312
17	ABIGAIL	CNS	Offshore	ITHACA EN	ABIGAIL	P		Oil Field E	202401
18	ABIGAIL	CNS	Offshore	ITHACA EN	ABIGAIL	P		Oil Field E	202402



- ✓ Visually appealing reports and visualisations to support data stories



- ✓ Making data accessible through conversation, enabling real-time insights and exploration
- ✓ One source of truth



- ← Your Question
- Data response
- SQL Query
- ← Your Ask
- Visualisations

What is AI/BI Genie?



Conversational interface for business users to interact with their data



Translates natural language questions into SQL queries



Interprets business-specific terminology and concepts



Semantic knowledge is updated as data changes and users pose new questions



User feedback is collected to continuously improve

NSTA

The NSTA GINIE space provides a comprehensive view of oil and gas production data, facilitating the analysis of key metrics related to production trends, operator performance, and regional production characteristics. The space primarily utilizes information, which contains critical production data for oil, gas, and associated by-products. This data includes essential metrics like production mass, volume, and density, along with production rates and reporting unit information (name, region, organization group, and type). It also specifies the reporting period in both year-month and date formats.

- Which fields have the highest flaring intensity in the year 2022?
- What is the total number of anomalies in HC Vented Gas Intensity (%) for the operator REPSOL RESOURCES UK durir
- Which fields have the highest water production relative to oil production in mb/d in the year 2021?
- What is the total oil and gas production by region over the past year?
- What is the total oil (MMbbl) and gas (Bcf) production for each field between March 2021 and November 2021?
- Explain the data set

Ask your question...

How can AI/BI Genie be used in O&G?



Equipment health
and performance

Maximo & Pi

Show me the performance trend of compressor units in Field B over the last 6 months.



Competency
offshore

Vantage,
Workforce Plans &
Competency

Who are the available certified welders for the upcoming maintenance project on Platform C?

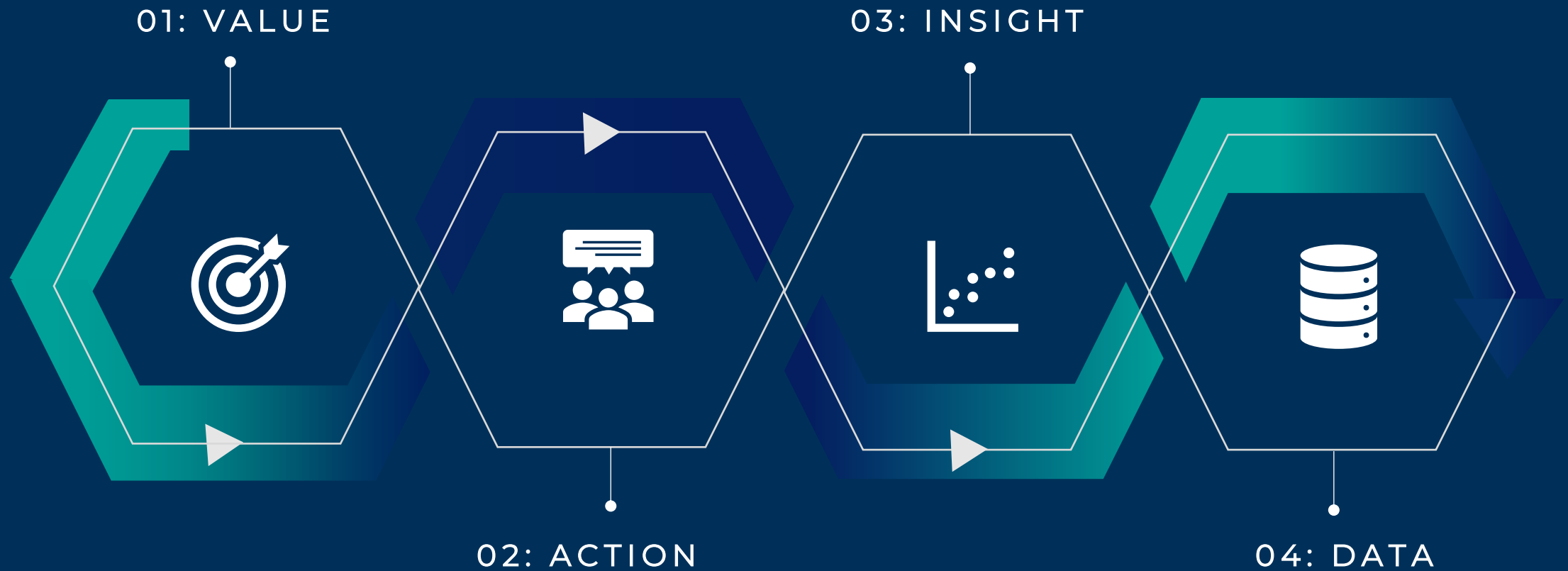


Wells non-
productive time

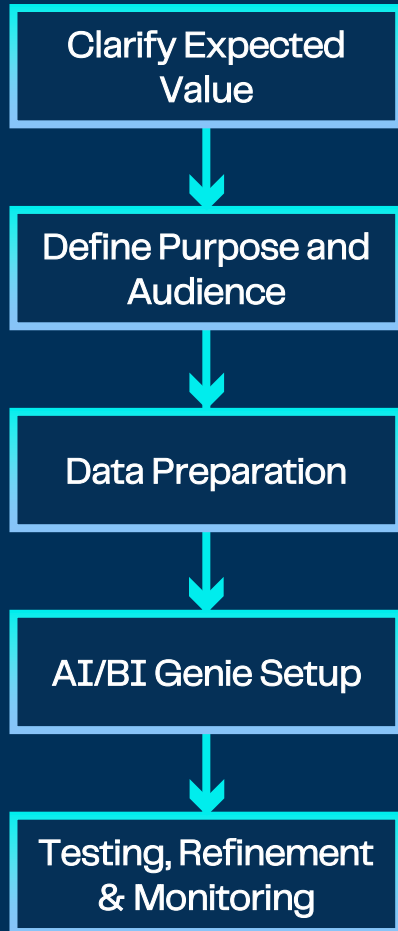
Daily Drilling Reports,
Well Plans &
Maintenance Logs

What were the top 3 causes of NPT in our North Sea operations last quarter?

Define the expected value first



How are AI/BI Genie Spaces created?



The screenshot shows the Databricks Genie interface. The top navigation bar includes 'Microsoft Azure', 'databricks', a search bar, and 'CTRL + P'. The left sidebar lists various tools like 'Workspace', 'SQL Editor', and 'Genie'. The main content area is titled 'Genie' and contains a table of Genie spaces.

Name	Description	Creator	Created
NSTA	The NSTA GENIE space provides a comprehensive view of oil and gas...	nikhil.kamerkar@blend360.com	September 26, 2024

Add **instructions** to help provide some domain context to your Genie space

Add **example SQL queries** that Genie can learn from to improve future responses



AI/BI Genie's impact

- 1 Data Accessibility & Literacy**
Make data accessible to a wider range of users. More interaction with data directly
- 2 Accelerated Decision-Making**
Immediate answers to questions. Quick validation of hypothesis. Conversational interfaces can lead users to more iterative investigation
- 3 Advanced Analytics**
AI-powered conversational interfaces can understand context and intent, potentially providing more relevant and nuanced insights than traditional query methods.
- 4 Operational Efficiency**
Reduced burden on data teams and analysts.
- 5 Collaboration & Knowledge Sharing**
Share genie spaces easily. Remove data analysis silos

Thank ™ you